


WAGONS

BR

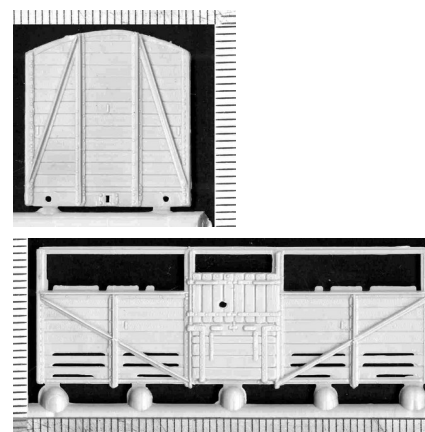

- PP006 Brake 24' BR 20 ton brake van to diagram 1/506 24' over headstocks, 16' body with PP023 16' steel under frame with footsteps. Roof also available as PP022. Requires buffers selected from WBR001, RCH 4 rib short [1' 6"], WBR002, Oleo Hydro-Pneumatic short [1' 6"], WBR003, Oleo Hydro-Pneumatic long [1' 8"], WBR004, Dowty Hydraulic long [1' 8"].

Each 8.70




- CA015 Cattle 18' 6" BR 8T derivative of GWR 18' 6" cattle wagon, covers just the lower roof BR 1/353 (also known as W16 and W18, both 11' 0" wheelbase) 18' 6" wagons with the 'original' intermediate height end with diagonal bracing that does reach the roof line (No L on the inside) on the later side with tall door. Cast RCH 4 rib 20.5" fitted buffers BR012 supplied. Those retrofitted with Urine tanks and blocked slats also became BR1/354. This is almost the original form of CA13 before it was given higher ends.

10.00



- PP040 Conflat 17' 6" BR Conflat A 11 ton diagram 1/065 or 12 ton 1/067 Use PP065 10' underframe

Each 4.70



- P10 Peco Conflat 17' 6" BR 12 ton Conflat A, bauxite; the number 735770, with a B prefix, belongs to diagram 1/062 which was vacuum fitted [unlike the Peco 10' under frame], card sides and floor on Mazac cast base. (Peco reference S74)

Oos






Code	Description	Unit	Price
SP029	COVAN BR modern long wheel base 4 wheel COVAN AB. 10m211 long vehicle on 6m325 wheel base. Wants PP021 under frame.	Each	5.00





LE001	Grain 21' 6" BR 20 ton grain wagon diagram 1/271 with Triang Rovex moulding T171 with no lettering and AT005 Andrew Thomas etched Nickel Silver 10' 6" steel under frame, cast roller bearing axlebox & springs, short Oleo buffers [like BR002]	8.70
-------	--	------




The buffers have steel heads PP014 black or PP014a bright
Some grains had Dowty self contained [like BR4] – not included




SH1	Grain 21' 6" BR 20 ton grain wagon diagram 1/271 with Triang Rovex moulding T171 with no lettering and SH3 cast 10' 6" steel under frame from Millholme masters.	Oos
-----	--	-----




Code	Description	Unit	Price
CA016	Hopper 22' 6" BR 24 ton ballast hopper 'Dogfish, Diagram 1/587, 14' 0" wheel base	Each	9.70



PP041	Lowfit 17' 6" BR 13 ton steel Lowfit diagram 1/102 Use PP065 10' under frame and PP014 buffers.	Each	4.70
-------	--	------	------




PP001	Mineral 21' BR 24½ ton steel mineral wagon with twin side doors with top doors to diagram 1/115 with PP003 12' steel under frame with plate W irons and originally, plastic (Nylon) buffers. These buffers are no longer available so WBR001 Wagon buffers RCH 4 rib short [1' 6"] or 3SMRs F/021 ex ABS F/T.U16/A have to be obtained. The chassis supplied with kit means that without modification the kit makes up as a diagram 1/115 and therefore only needs one door banger per door. If you follow the instructions for modifying the axleboxes to roller bearing in appearance thus creating a diagram 1/118 you need to have two door bangers per door. For door bangers, see PP029.	Each	5.00
-------	---	------	------



Code	Description
PP045	Open 16' 6" BR 16 ton Welded steel open with PP030 9' under frame and PP014 buffers. Mineral diagrams 1/104 (MOT), 1/106 (LMS diagram 2134), 1/108, 1/111, 1/114 and 1/117. The PP030 u/f has the wrong W irons, use PP0064 underframe.

Unit	Price
Each	5.00

Picture




P9	Open Peco 17' 6" 12 ton 3 plank cast body and card, any of 6:- BR, M29337, bauxite. (Peco reference S62BF or S62BR) BR, W109446, grey. (Peco reference S62BU or S62BG) GWR, 109458, grey. (Peco reference S62W or S62G) LMS, 296254, grey. (Peco reference S62M or S62L) NE, 103693, bauxite. (Peco reference S62E, or S62NE) SR, 39010, brown. (Peco reference S62S)
----	---

Oos



Code	Description	Unit	Price	Picture
CA002	Open BR OCA 31 tonne air braked open wagon with PP021 20' 9" under frame and PP014 buffers.	Each	5.25	



PP002	Open 21' 6" BR Grampus open wagon with drop sides and removable ends to diagram 1/572 with PP003 12' steel under frame with plate W irons.	Each	5.00	
-------	--	------	------	--







PP028	Open 22' BR 12 ton' Pipe wagon drop side 5 plank open wagon to diagram 1/460, 1/462, (or 1/463 with different – hydraulic buffers) with PP032 12' steel under frame with open W irons and PP014 buffers.	Each	5.00	
-------	--	------	------	--




LE002	Presflo 17' 6" BR covered hopper wagon with Triang Rovex moulding without lettering in red (T278) and AT006 Andrew Thomas etched Nickel Silver 10' steel under frame, cast roller bearing axlebox & springs, RCH 4 rib buffers [like BR1], pair of vacuum cylinders, bottom discharge valve [not on all Presflos].	8.70		
-------	--	------	--	--

The buffers have steel heads PP014 black or PP014a bright

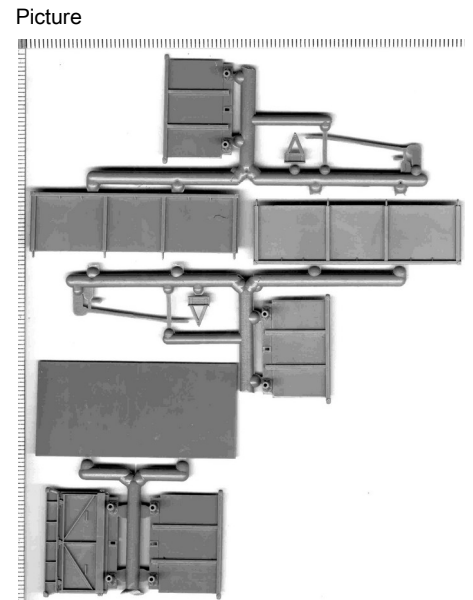


SH2	Presflo 17' 6" BR covered hopper wagon with Triang Rovex moulding without lettering in red (T278) or green (T279), and SH4 cast 10' roller bearing under frame from masters started by Alan Searle and completed by Millholme Models.	Oos		
-----	---	-----	--	--



Code	Description
PP047	Tippler 16' 6" BR 27 ton ore or chalk tippler diagram 1/183 Use PP064 9' under frame and PP014 buffers. The ends on the floor sprue are for the taller 16 ton wagon, they aren't required, and may not always be packed.

Unit	Price
Each	5.00



F/202 ex F/T.052/A	Van 17' 6" BR 10 ton Insulvan, BR diagram 1/251 with horizontal planks, side hinged doors, corrugated ends, no ventilators.
-----------------------	---

3SMR

Originally Kirk 3M13 with plastic underframe




Kit introduced in 1977 and reviewed in Mixed Traffic number 49.



PP042	Van 17' 6" BR 12 ton fitted, diagram 1/208, or as a Margarine van diagram 1/212 with PP031 10' under frame and PP014 buffers. Horizontal planks, side hinged doors, corrugated ends with a single ventilator bonnet. Use PP065 underframe.
-------	--

Each 5.70




F/200 ex F/T.050/A	Van 17' 6" BR 12 ton fitted van, BR diagram 1/208, or as a Margarine van diagram 1/212. Horizontal planks, side hinged doors, corrugated ends with a single ventilator bonnet Kirk 3M10 Kit introduced in 1976 and reviewed in Mixed Traffic number 45. There is a useful article in Model Railways for April 1987.
-----------------------	--

3SMR




Code	Description	Unit	Price
PP043	Van 17' 6" BR 12 ton fitted, diagram 1/213 with PP031 10' under frame and PP014 buffers. Ply, side hinged doors, corrugated ends with a single ventilator bonnet. The PP031 u/f has the wrong W irons, Use PP065 underframe	Each	5.70


Picture



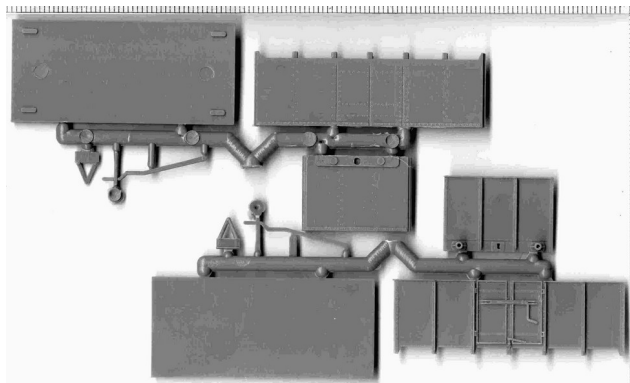
PP044	Van 17' 6" BR 12 ton fitted van, diagram 1/217 with PP031 10' under frame and PP014 buffers, Vanwide, corrugated ends with a single ventilator bonnet. These vans lasted into the red & grey era for the transport of explosives for the MOD. The PP031 u/f has the wrong W irons. Use PP065 underframe.	Each	5.70
-------	--	------	------



SP030	VCA BR VCA modern long wheel base 4 wheel VCA VAN. 10m211 long vehicle on 6m325 wheel base.	Each	5.00
-------	---	------	------



PP056	Open 16' 6" MoWT, BR, SNCF Cupboard Door 16.5 ton Steel open Mineral diagram 1/112 with PP030 9' under frame and PP014 buffers.	Each	5.00
-------	---	------	------



THE END